

FORSYS

M E T A L S

*Advancing one of the largest
permitted undeveloped uranium
projects in the world*



JULY 2025

TSX:FSY

Forward-Looking Statements

The data contained in this presentation is provided for information purposes only. Certain information has been compiled from sources believed to be reliable. No information in this presentation is to be construed as an offer to buy or sell securities. The reader agrees to hold Forsys Metals Corp. ("Forsys") and its subsidiaries, and their respective officers, directors, employees and agents harmless against any claims for damages or cost or any loss of any kind arising out of the access to or use of this presentation or any information contained in or obtained through this presentation.

This presentation includes certain "forward-looking statements" which do not comprise historical facts. Forward-looking statements include estimates and statements that describe Forsys' future plans, objectives or goals, including words to the effect that Forsys or management expects a stated condition or result to occur. Forward-looking statements may be identified by such terms as "believes", "anticipates", "expects", "estimates", "may", "could", "would", "will", or "plan". Since forward-looking statements are based on assumptions and address future events and conditions, by their very nature they involve inherent risks and uncertainties. Although these statements are based on information currently available to Forsys, Forsys provides no assurance that actual results will meet management's expectations. Risks, uncertainties and other factors involved with forward-looking information could cause actual events, results, performance, prospects and opportunities to differ materially from those expressed or implied by such forward-looking information. Forward looking information in this presentation includes, but is not limited to, Forsys' objectives, goals or future plans, exploration results, the estimation of mineral resources, exploration and development plans, successful exploration results, successful categorization of mineral resources into mineral reserves, estimates of global electricity demand, price readjustments, production targets and estimates of market conditions. Factors that could cause actual results to differ materially from such forward-looking information include, but are not limited to, failure to identify mineral resources, failure to convert estimated mineral resources to reserves, the preliminary nature of test results, delays in obtaining or failures to obtain required governmental, environmental or other project approvals, political risks, inability to fulfill the obligations to indigenous peoples if potential issues arise, uncertainties relating to the availability and costs of financing needed in the future, changes in equity markets, inflation, changes in exchange rates, fluctuations in commodity prices, delays in the development of projects, capital and operating costs varying significantly from estimates, other risks involved in the mineral exploration and development industry and those risks set out in Forsys' public documents filed on SEDAR. Although Forsys believes that the assumptions and factors used in preparing the forward-looking information in this presentation are reasonable, undue reliance should not be placed on such information, which only applies as of the date of this presentation and no assurance can be given that such events will occur in the disclosed time frames or at all. Forsys disclaims any intention or obligation to update or revise any forward-looking information, whether as a result of new information, future events or otherwise, other than as required by law.

This presentation uses the terms, "Measured Resources," "Indicated Resources" and "Inferred Resources." The Company advises investors that although these classification terms are recognized and required by Canadian regulations (National Instrument 43-101—Standards of Disclosure for Mineral Projects "NI43-101"), they are not recognized by the U.S. Securities and Exchange Commission. Investors are also cautioned not to assume that any part or all of the mineral deposits in these categories will ever be converted to Mineral Reserves. Investors are also cautioned that "Inferred Resources" have a great amount of uncertainty to their existence and economic feasibility.

NI 43-101 and Qualified Persons: Mr Aveshan Naidoo, a Specialist Engineer in Hydromet and Economics, for DRA South Africa Projects (Pty) Ltd, holds a Bachelor of Science in Chemical Engineering and a Master of Business Administration at the University of Witwatersrand. He is a registered Professional Engineer with the Engineering Council of South Africa (Registration No. 20130523). Mr Naidoo is the designated QP responsible for Metallurgy under NI 43-101. Mr Peter Christians, an Associate and Principal Mining Engineer with Qubeka Mining Consultants CC in Windhoek, Namibia. Mr Christians holds a Bachelor of Science in Mining Engineering at Queen's University in Kingston, Ontario, Canada and is a registered Fellow Member of the Australian Institute of Mining and Metallurgy (FAusIMM, registration number 221754). He is the designated QP responsible for Mining under NI 43-101. Dr Guy Freemantle, MSA Group (Pty) Ltd., Johannesburg, South Africa, holds a Bachelor of Science in Geology and a PhD in Geology, both at the University of the Witwatersrand. He is a member of the Society of Economic Geologists (892905); a Fellow of the Geological Society of South Africa (965392); and is registered with SACNASP (Registration 117527). Dr Freemantle is the designated QP for Mineral Resource under NI 43-101. The Qualified Persons have "read and approved the scientific and technical information that forms the basis for the disclosure contained in this presentation."

Forsys Metals: Flagship Norasa Project Overview

- ❖ One of the largest uranium deposits in Namibia, host to 3 tier 1 uranium mines
- ❖ 100% owned deposits at Valencia and Namibplaas (4.5km apart)
- ❖ Fully permitted – Valencia deposits subject to 25-year Mining Licence
- ❖ Supportive infrastructure network in place

Potentially One of World's Largest Permitted Undeveloped Uranium Project



Pre 2021

- TSX listing
- Acquire Valencia & Namibplaas mineral rights
- Initiate primary drill programs
- 25 year mining licence award

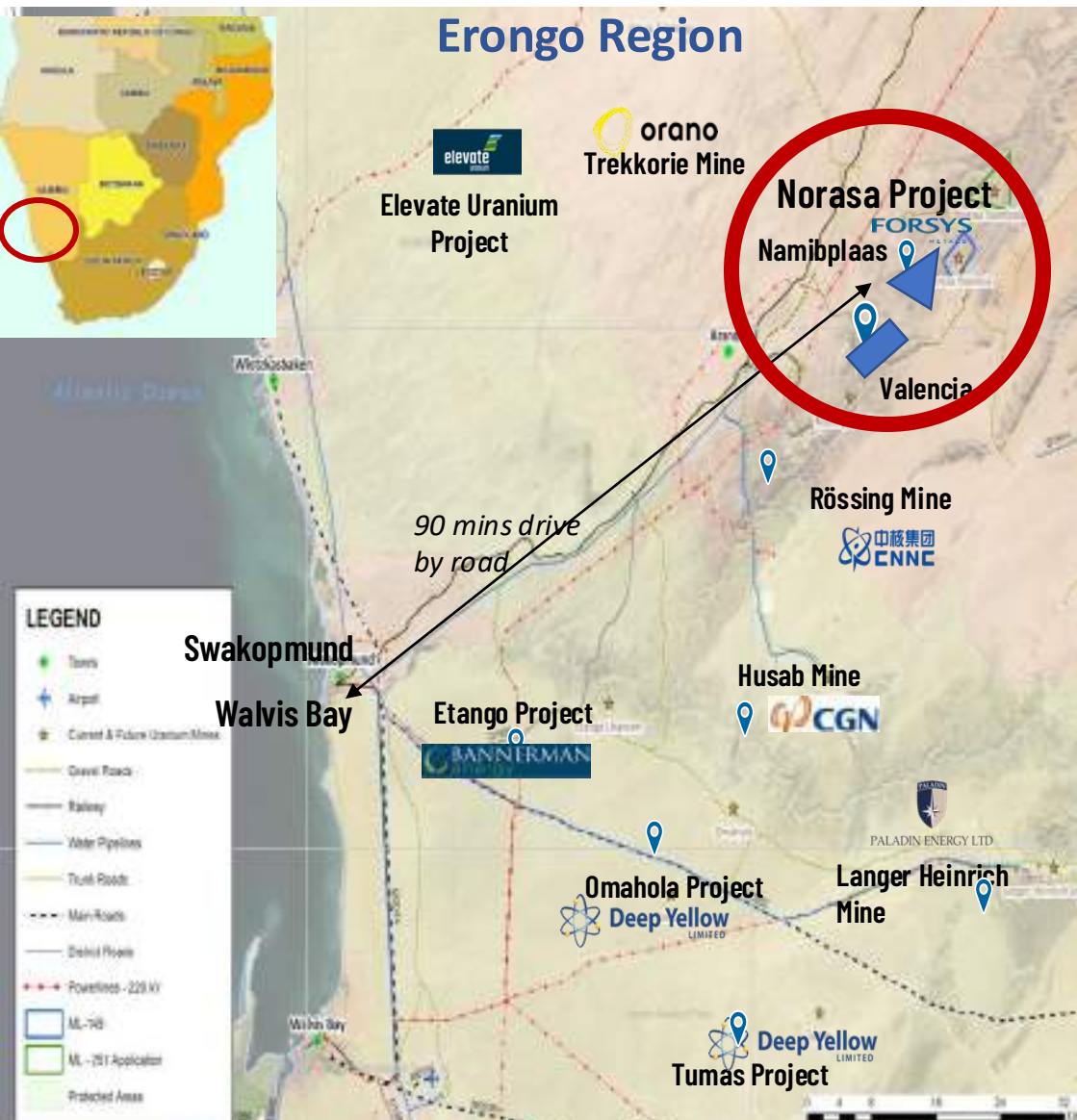
2021-2022

- Re-establish strategy
- Complete C\$13m financing
- Sold Gold EPL C\$8m
- Appoint Project team Namibia

2023-2024

- ECC Approval
- Renew Namibplaas EPL 3683
- MRE updated
- Further drilling at Valencia
- Optimisation works

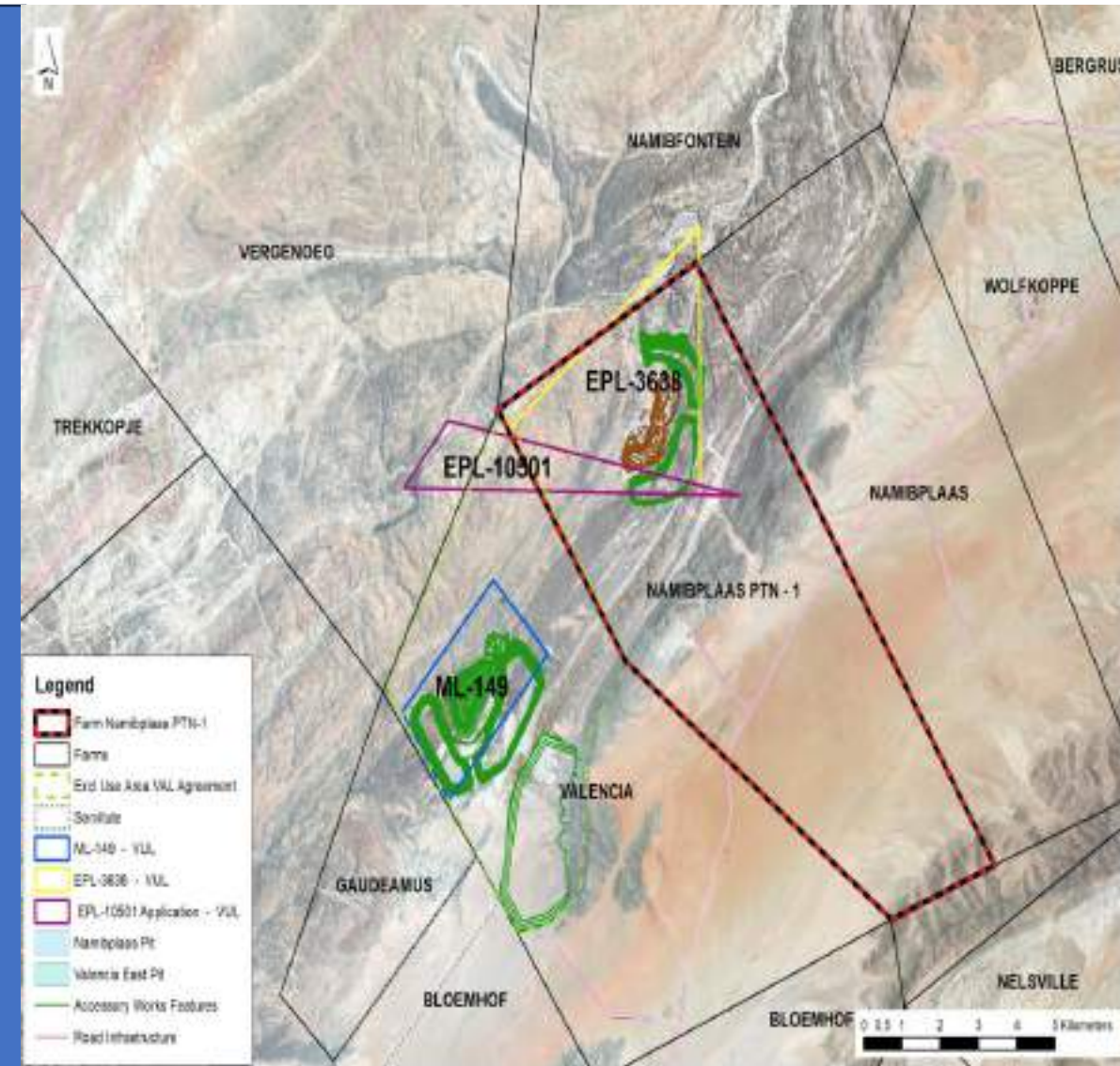
Namibia: Well-Established Mining-Friendly Jurisdiction



- ❖ **3rd largest global producer in 2022 (1. Kazakhstan; 2. Canada)**
 - 2nd largest producer cumulatively over last 45 years
 - 5th largest uranium resource globally
- ❖ **Stable and low risk jurisdiction with strong regulation, fair tax and low – focused on mining**
- ❖ **Hosts three Tier-1 operational mines**
 - CNNC's Rössing (48 yrs prod'n) & CGN's Husab (15 yrs prod'n)
 - Paladin's Langer Heinrich (15 yrs prod'n, restart March'24)
- ❖ **Valencia fully permitted – only one of 3 licenced projects** (Reptile Uranium and Bannerman Energy also licensed)
- ❖ **Well Established Infrastructure for Mining Industry**
 - Namwater & power network nearby with solar PV power optional
 - Good road and rail infrastructure to port of Walvis Bay (130km)

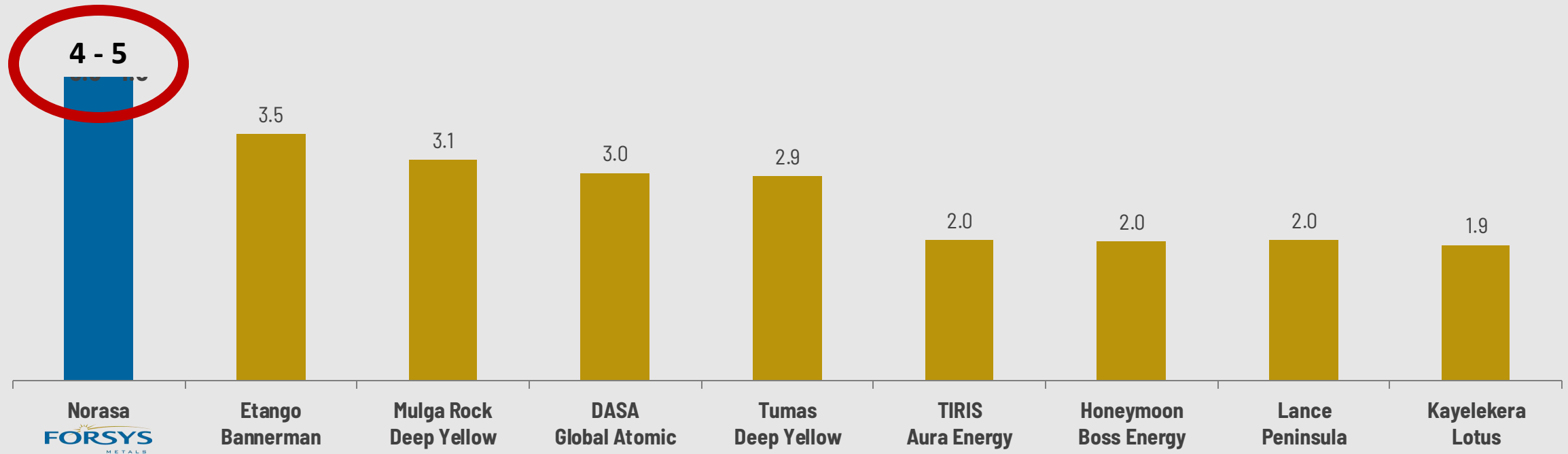
Norasa Comprises Valencia And Namibplaas Deposits

- ❖ **ML 149 Valencia: 25 year licence to June 2033**
- ❖ **EPL 3638 Namibplaas is valid until Nov 2026**
- ❖ **Environmental Clearance Certificate**
 - Valid to 23 May 2026 for mine development and accessory works on ML149 and prospecting activities on EPL 3638
- ❖ **Applied for new EPL licence**
 - EPL 10501 – Land between Valencia and Namibplaas



Norasa Potentially one of the Largest Permitted Uranium Projects

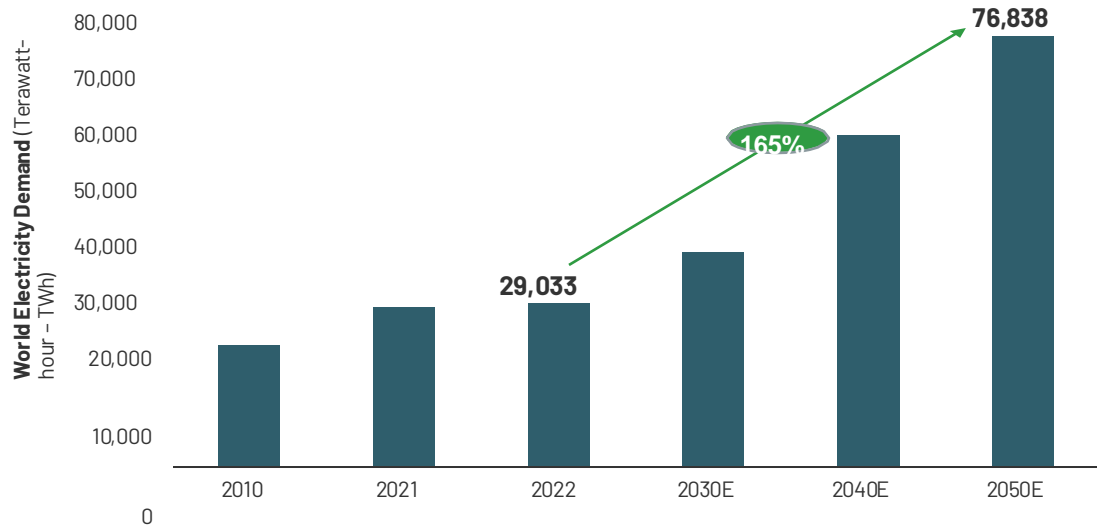
Potential Average Annual Production of Permitted Uranium Projects (in Mlbs U_3O_8)



Notes:

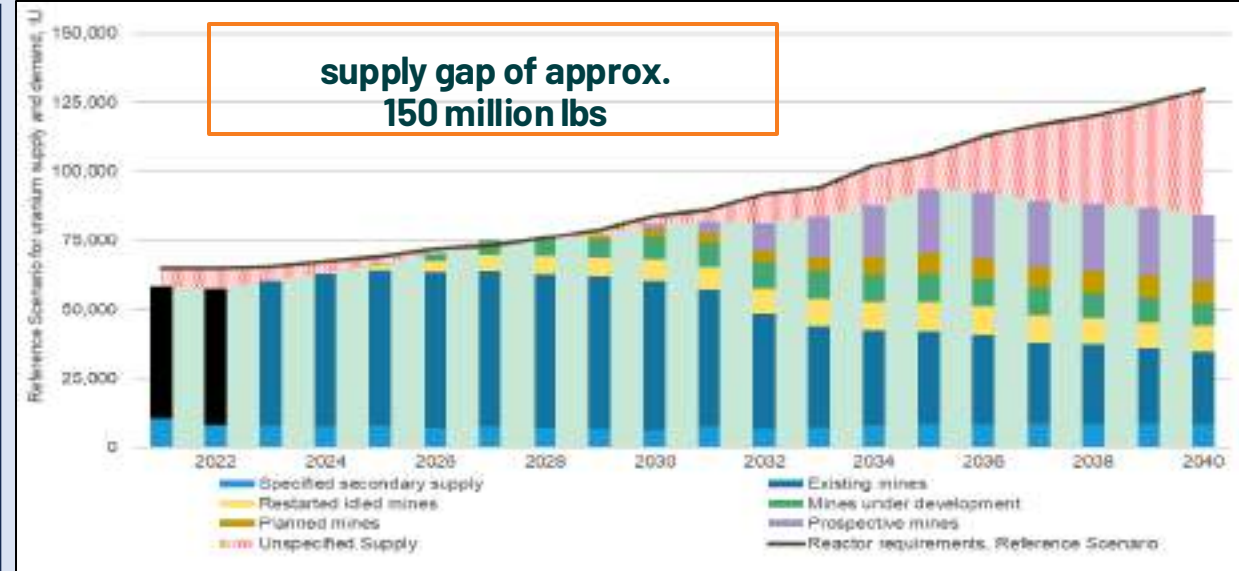
- 1. The figure for the Norasa Project reflects the high end of management's estimate of 4M to 5.0M lbs U_3O_8 of annual production over a 20+ year mine life est.**
- Includes permitted uranium projects that are not yet in production outside of the Athabasca Basin that are not held by a major uranium producer such as Cameco, Kazatomprom and Orano
- Annual production figures for all other projects reflects average annual production estimates over the estimated life of mining operations sourced from the latest available economic study
- Norasa does have a valid mining licence for Valencia and has an EPL for Namibplaas, unlike other projects which are at PEA, PFS or DFS stage

Growing U_3O_8 Supply Gap Driving Need For New Projects



Electricity demand to increase by 165% (76.8tWh) by 2050

- ❖ Surging energy consumption in East driven by industrialisation and urbanisation & surging energy demand in West driven by AI, data centres (Google, Facebook, Amazon) and electric cars
- ❖ COP28 global sign up for Net zero targets carbon emissions



* WNA

U_3O_8 Supply / Demand increasingly in deficit *

- ❖ 2022/23 only 76% of world reactor needs covered by primary supply
- ❖ Whilst some mines have restarted, existing utility stocks are running down

437

PLANTS
OPERATING

65

UNDER
CONSTRUCTION

338

PROPOSED *

Forsys Positioned To Leverage Uranium Market



- ❖ Exciting uranium market and nuclear take-off is incentivising Uranium explorers and investors
- ❖ Namibia is a top uranium producing country and well-established mining friendly jurisdiction
- ❖ **Specialist project team in Namibia driving progress**
- ❖ Ability to transform project given new technologies (Heap leaching; radiometric sorting; HPGR crushing)
- ❖ Wider exploration on existing sites and new adjacent EPLs applied for enables de-risking project

Forsys Capital Structure

CAPITAL STRUCTURE

MARKET CAP

C\$ 122.19m

SHARES IN ISSUE

210.3m & 9.4m options

DEBT

C\$ 0m

SHARE PRICE

SHARE PRICE @ 16th JULY 2025

C\$ 0.58

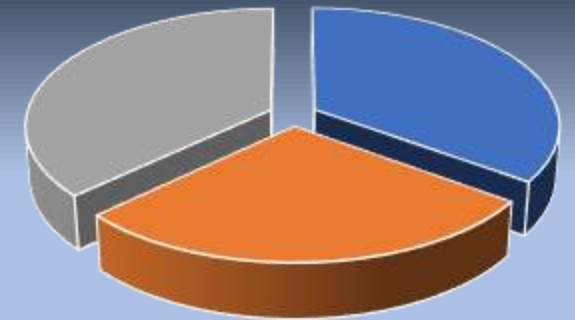
52-week Trading Range

C\$ 0.43 – C\$ 0.83

SHARE OWNERSHIP

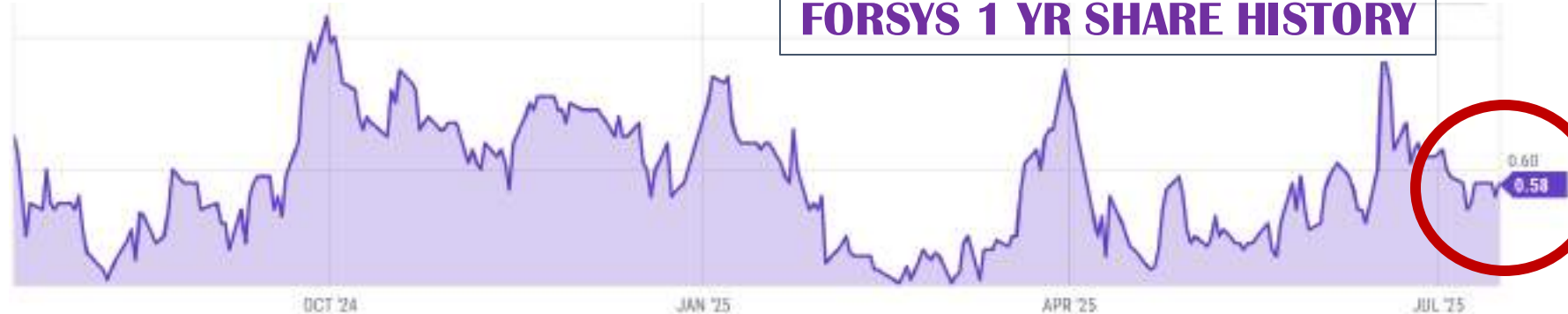
Institutional
28%

Retail /HNWI
35%



Management
37%

FORSYS 1 YR SHARE HISTORY



U₃O₈ 1YR PRICE



Namibia Project Team



Pine



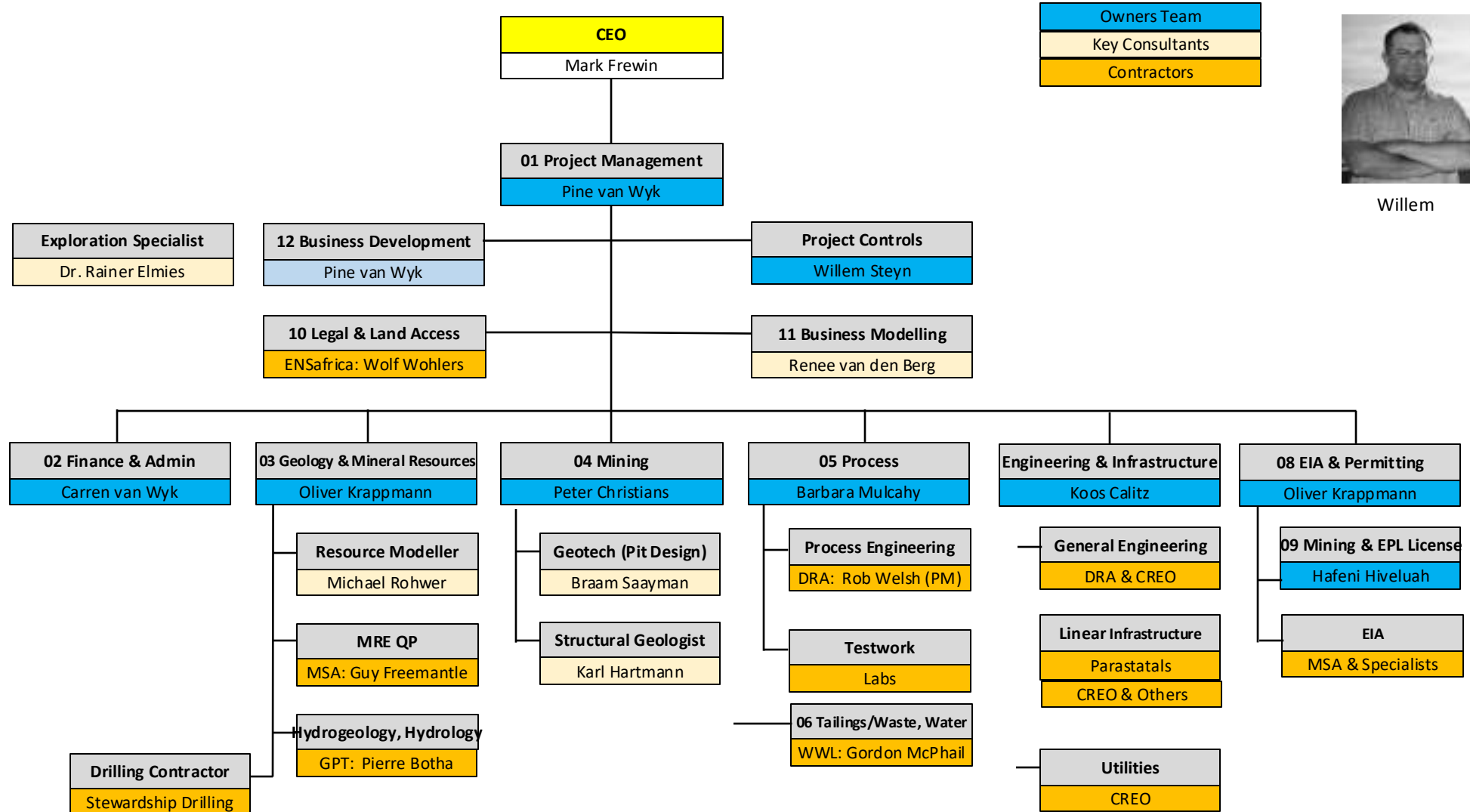
Peter




Oliver



Barbara



Willem



Carren



Renee



Hafeni

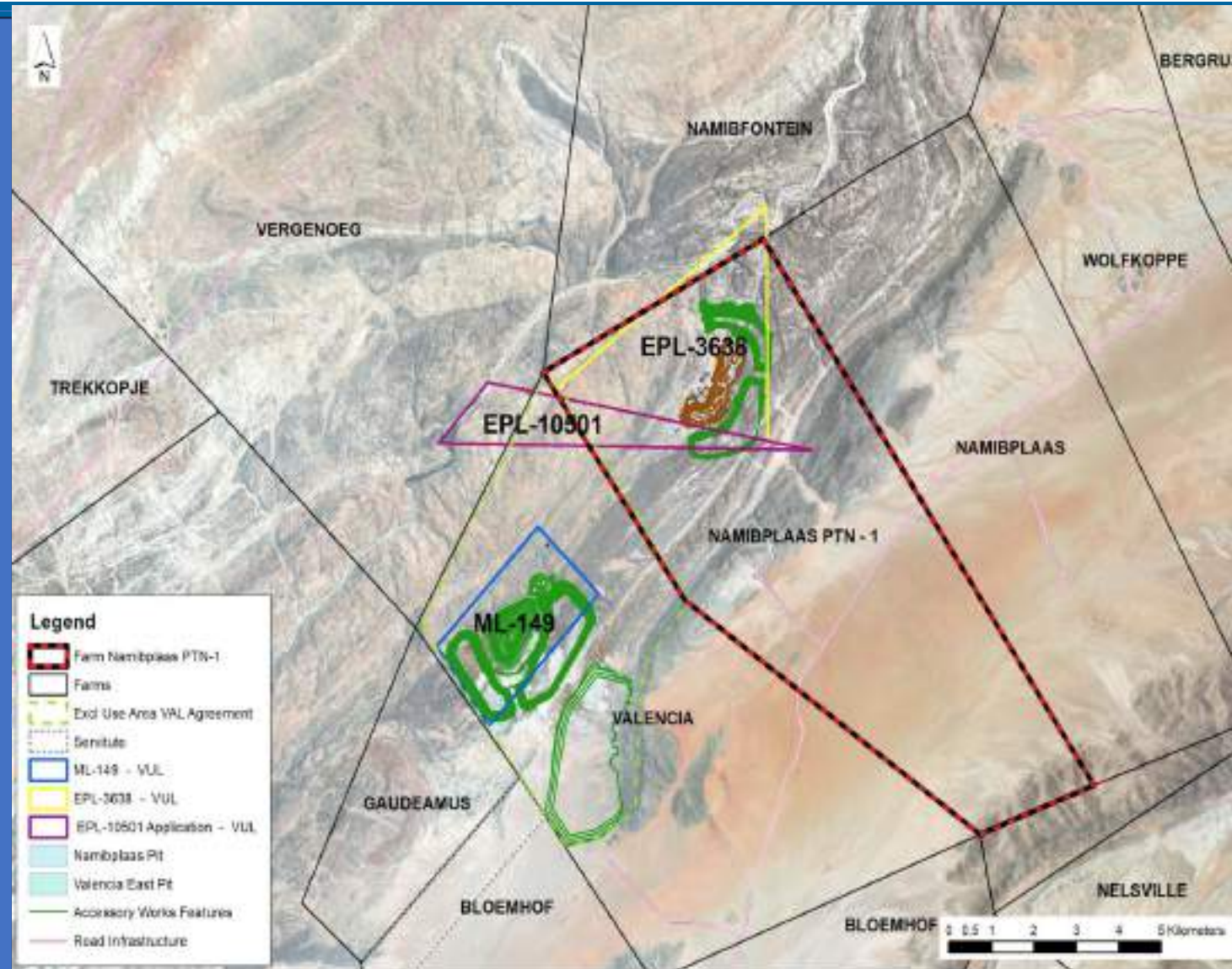


Koos

- ❖ Published updated NI 43-101 MRE
- ❖ Further de-risked project with wider drilling programs and excellent results
- ❖ Agreement reached on purchase of land around Namibplaas
- ❖ Applied for new EPL licence
- ❖ Formal agreements with Namwater and NamPower for water and power supply
- ❖ Alternative solar PV power considered in cooperation with neighbouring Hylron
- ❖ Improved recovery rates with different streams of metallurgical testwork
- ❖ Undertook first box cut blast at Valencia site
- ❖ Completed initial pit design and optimised plant layout and design engineering

Namibplaas: Land Acquisition

- ❖ Acquired Namibplaas PTN-1 (6714 ha) on 17 Dec 2024
- ❖ 93% of EPL 3638 located on property
- ❖ Enables unfettered access to licence area
- ❖ Resume drilling program around Namibplaas with key objective of expanding and upgrading total uranium resource



Summary of 2024 Mineral Resources Estimate

Class	Deposit	Mass Mt (metric)	Average Grade eU ₃ O ₈ (ppm)	Material Content U ₃ O ₈ Mlbs	Contained Metal U tonnes
Measured	Valencia East				
	Valencia Main	7.6	171	2.9	1,099
	Namibplaas				
	Norasa	7.6	171	2.9	1,099
Indicated	Valencia East				
	Valencia Main	144.3	134	42.6	16,368
	Namibplaas				
	Norasa	144.3	134	42.6	16,368
Measured & Indicated	Valencia East				
	Valencia Main	151.9	136	45.4	17,467
	Namibplaas				
	Norasa	151.9	136	45.4	17,467
Inferred	Valencia East	1.0	114	0.3	97
	Valencia Main	4.7	121	1.3	487
	Namibplaas	218.7	85	41.1	15,817
	Norasa	224.5	86	42.6	16,401

Ref: NI 43-101 Technical Report 14 May 2024 Mineral Resource Estimate

- Mineral Resources, which are not Mineral Reserves, have no demonstrated economic viability. There is no guarantee that all or any part of the mineral resource will be converted into a mineral reserve. The estimate of mineral resources may be materially affected by geology, environment, permitting, legal, title, taxation, socio-political, marketing, or other relevant issues.
- The Mineral Resource Statement for Norasa as at 30th April 2024 is reported at a cut-off grade of 40ppm U₃O₈ from within a conceptual pit-shell using the following assumed parameters: Base Uranium Price –USD/lb U₃O₈: \$120, Average Mining Cost at reference elevation (AISC) USD/tonne: Valencia Main \$2.38; Valencia East \$2.13; Namibplaas \$2.29, Average Processing Cost USD/tonne processed: \$7.55, Average G&A Overheads USD/tonne processed: \$1.04, Process Overall Recovery % U₃O₈ Recovery: 85.0 %, Selling Cost Transport USD/lb U₃O₈: \$1.29
- From the assumed parameters, a 40 ppm U₃O₈ cut-off grade was calculated, which together with the conceptual pit shell demonstrates reasonable prospects for eventual economic extraction (RPEEE) for the Mineral Resource. The assessment to satisfy the criteria of RPEEE is a high-level estimate and is not an attempt to estimate Mineral Reserves.

Milestone Targets

2025 MILESTONES

Task Name	Completion Date	Year - 2025											
		Jan 25	Feb 25	Mar 25	Apr 25	May 25	Jun 25	Jul 25	Aug 25	Sep 25	Oct 25	Nov 25	Dec 25
Milestone (Summary)													
Amendment – EIA (Completed Submitted DEA)	End Mar 26												
Mineral Resource Estimate - Valencia	End May 25					◆							
Mineral Resource Estimate - Namib Plains	End Jul 25							◆					
Mine Design (Valencia & Namib Plains)	End Jun 26 End Jul 26							◆		◆			
Validation Test Work - Valencia / Namib Plains	End Sep 25									◆			
Process & Engineering Design and Costing - PFS	End Sep 25									◆			
Infrastructure Design & Costing	End Sep 25									◆			
Base Case PFS	Oct 25										◆		
DCA and Ore Sorting Trade-off	Apr 25 Jun 25				◆		◆						
Bulk Sorting & Partial Sorting Test Work	Nov 25 Apr 26											◆	
Bulk Sorting & Partial Sorting Test Work - ACCELERATED	End Jun 25 End Nov 25						◆					◆	
Leach Test Work / Sorter Product	Apr 26												
Split Leach Trade-off & Test Work	End Sep 25									◆			
Updated PFS 2.0	End Apr 26												
Submit ML Application for Namib Plains - EPL3638 expires	1 Nov 25 1 Feb 25											◆	

ESTIMATED TARGETS *

MRE

Current 87Mlbs @ cutoff 40ppm
Estimated 125-150 Mlbs @ cutoff 40ppm

STRIP RATIO

< 1.2 vs (Bannerman 3.2)

GRADE

150 -200 ppm (post sorting)

RECOVERY RATE

85% - 87% (post sorting)

ANNUAL PROD'N

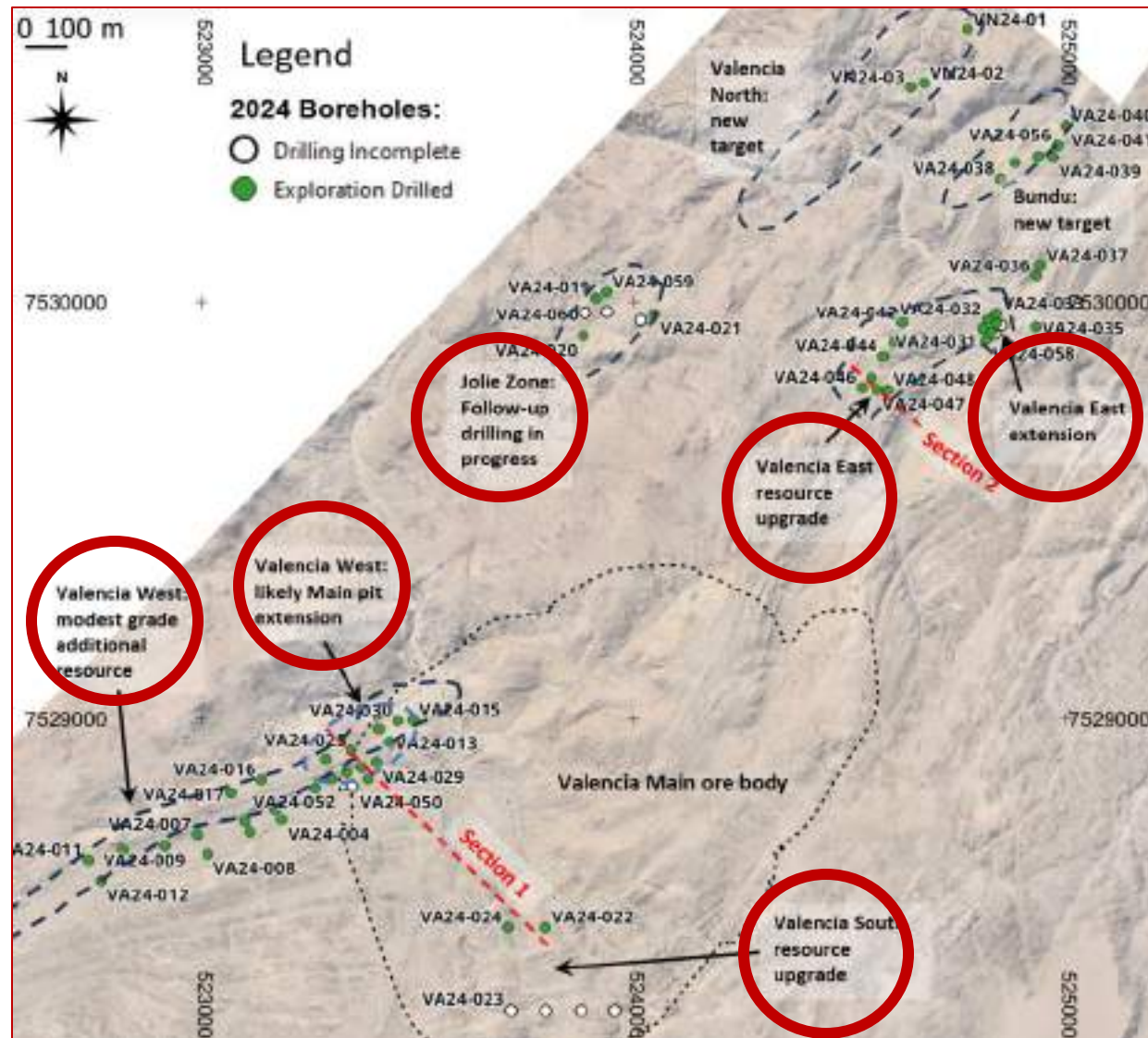
4 Mlb – 5 Mlb pa

LIFE OF MINE

20 years +

* These are management's best estimates at February 2025 though subject to revision

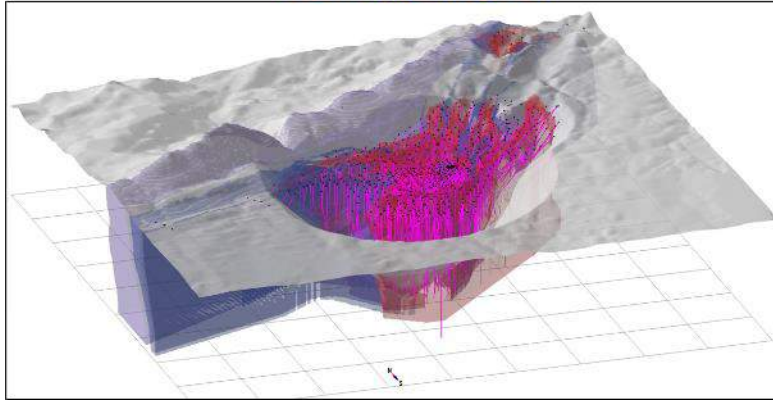
Valencia Exploration Drilling Showing Significant Upside



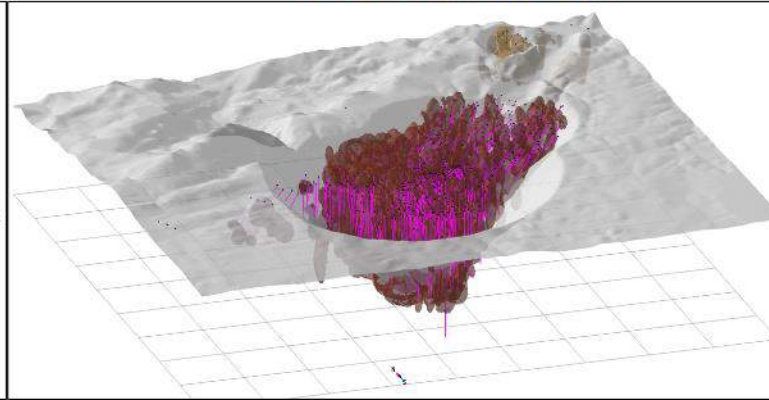
- **Valencia South:** resource drilling intersected returning average of 210 ppm U_3O_8 over a 253 m interval, including 16m at 655 ppm U_3O_8 . Additionally, intersected 363 ppm eU_3O_8 over 43m from 366 to 409 metres and 213 ppm U_3O_8 over 53m from 179m depth to 232m;
- **Valencia East:** the best intersection was drillhole VA24-043 of 313 ppm U_3O_8 over 20 metres;
- **Valencia West:** intersected 222 ppm eU_3O_8 over 34 metres from 76m to 110m depth in drillhole VA24-052;
- **Jolie West:** Exploration drillhole VA24-019 intersected 185 ppm U_3O_8 over 41 metres from 1m to 42m depth;
- **Bundu Zone:** the best intersection was in drillhole VA24-056 of 198 ppm eU_3O_8 over 28 metres from 1m to 29m depth.

Uranium Resources – Valencia Resources

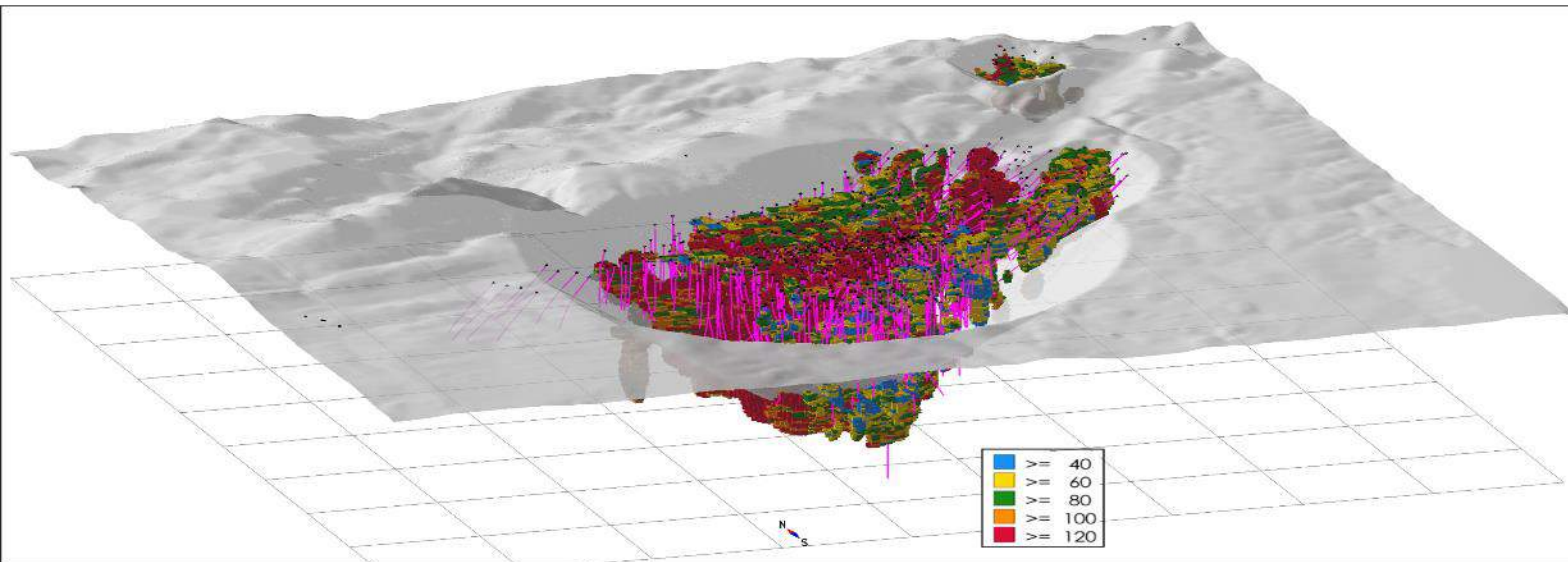
Rock Type Model



Mineralised Models



U₃O₈ Grade Model



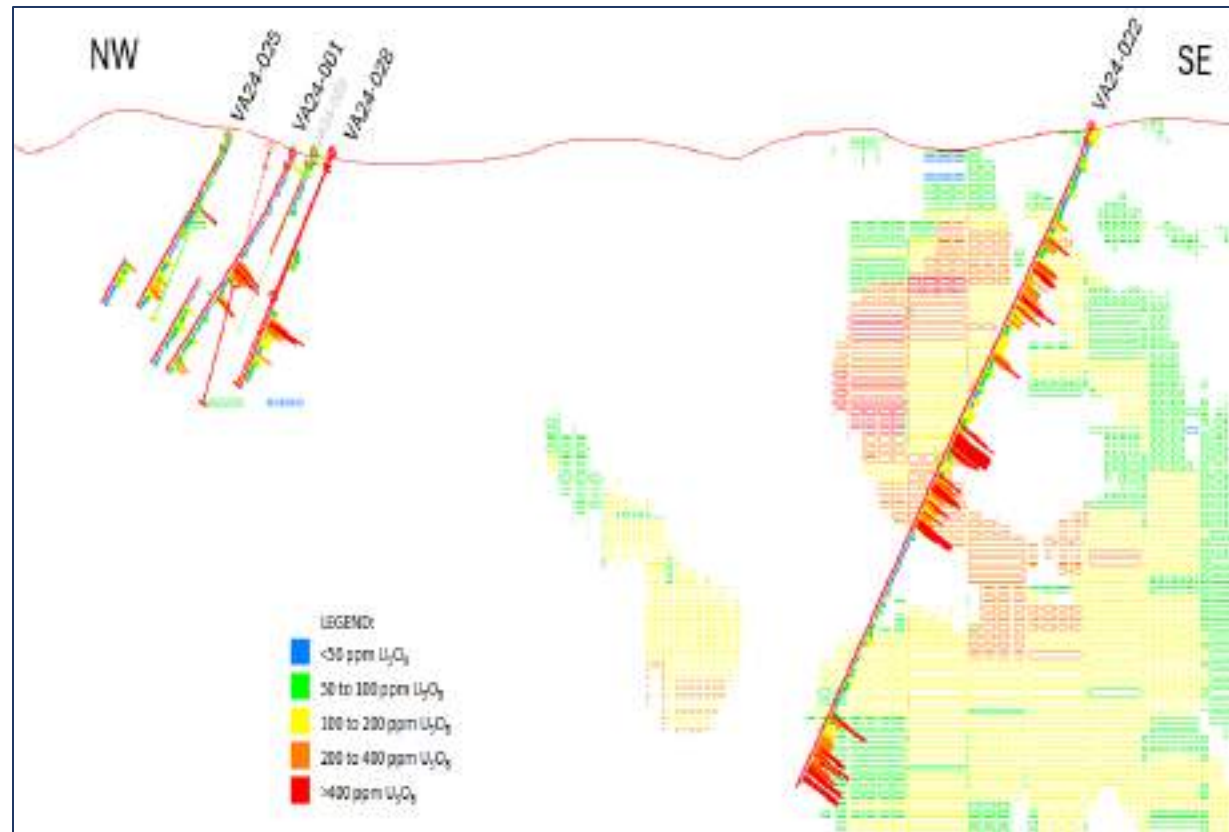
Valencia Main + East Constrained Resources

VALENCIA EAST + VALENCIA MAIN DEPOSITS				
Classification Category	Cut-off (ppm U ₃ O ₈)	Tonnes (Mt)	Grade (ppm U ₃ O ₈)	U ₃ O ₈ Cont'd (Mlbs)
Measured	40	7.6	171	2.9
	60	7.6	172	2.9
	100	6.9	180	2.7
Indicated	40	144.2	134	42.5
	60	141.0	136	42.1
	100	100.1	157	34.7
Measured + Indicated	40	151.7	136	45.4
	60	148.5	137	45.0
	100	107.0	158	37.4
Inferred	40	5.8	120	1.5
	60	5.6	121	1.5
	100	3.4	145	1.1
Measured + Indicated + Inferred	40	157.5	135	46.9
	60	154.2	137	46.5
	100	110.5	158	38.5

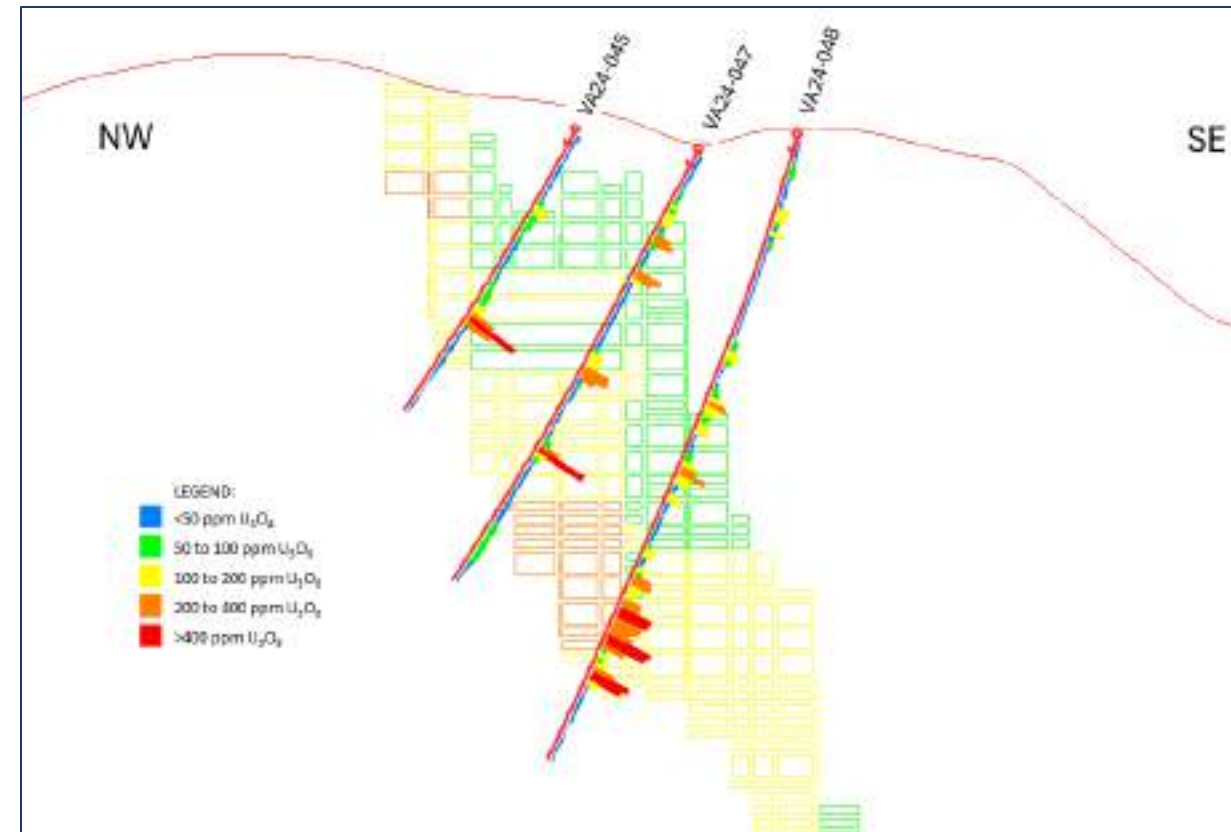
Norasa Constrained Resources

NORASA TOTAL				
Classification Category	Cut-off (ppm U ₃ O ₈)	Tonnes (Mt)	Grade (ppm U ₃ O ₈)	U ₃ O ₈ Cont'd (Mlbs)
Measured	40	7.6	171	2.9
	60	7.6	172	2.9
	100	6.9	180	2.7
Indicated	40	144.2	134	42.5
	60	141.0	136	42.1
	100	100.1	157	34.7
Measured + Indicated	40	151.7	136	45.4
	60	148.5	137	45.0
	100	107.0	158	37.4
Inferred	40	223.0	86	42.4
	60	191.4	92	38.7
	100	56.1	123	15.2
Measured + Indicated + Inferred	40	374.8	106	87.8
	60	339.9	112	83.7
	100	163.1	146	52.6

Cross-Sections Show Multiple Seams >400 ppm



Valencia South and Valencia West targets



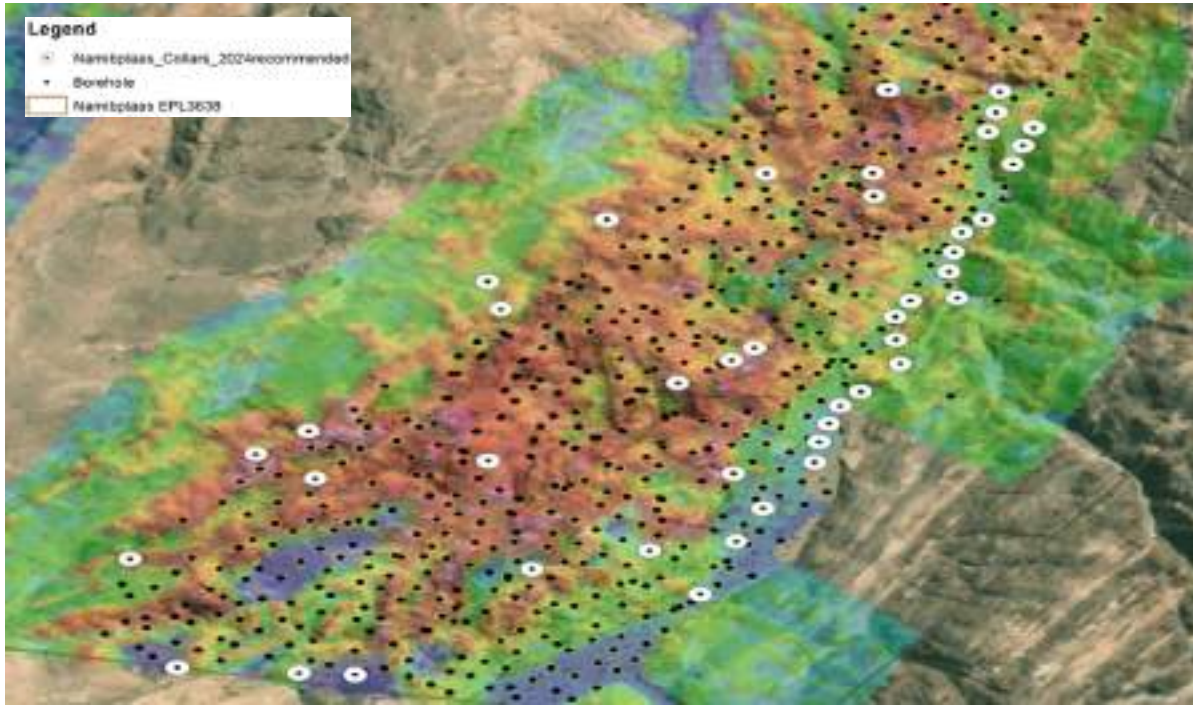
Valencia East Target

First Landmark Box Cut Blast At Valencia



- ❖ Box cut to provide 20,000 tonnes of bulk sample material
- ❖ Material intended for bulk ore sorting testwork, heapleach testwork, and HPGR testwork
- ❖ Attended by high-ranking government officials and key local dignitaries & stakeholders

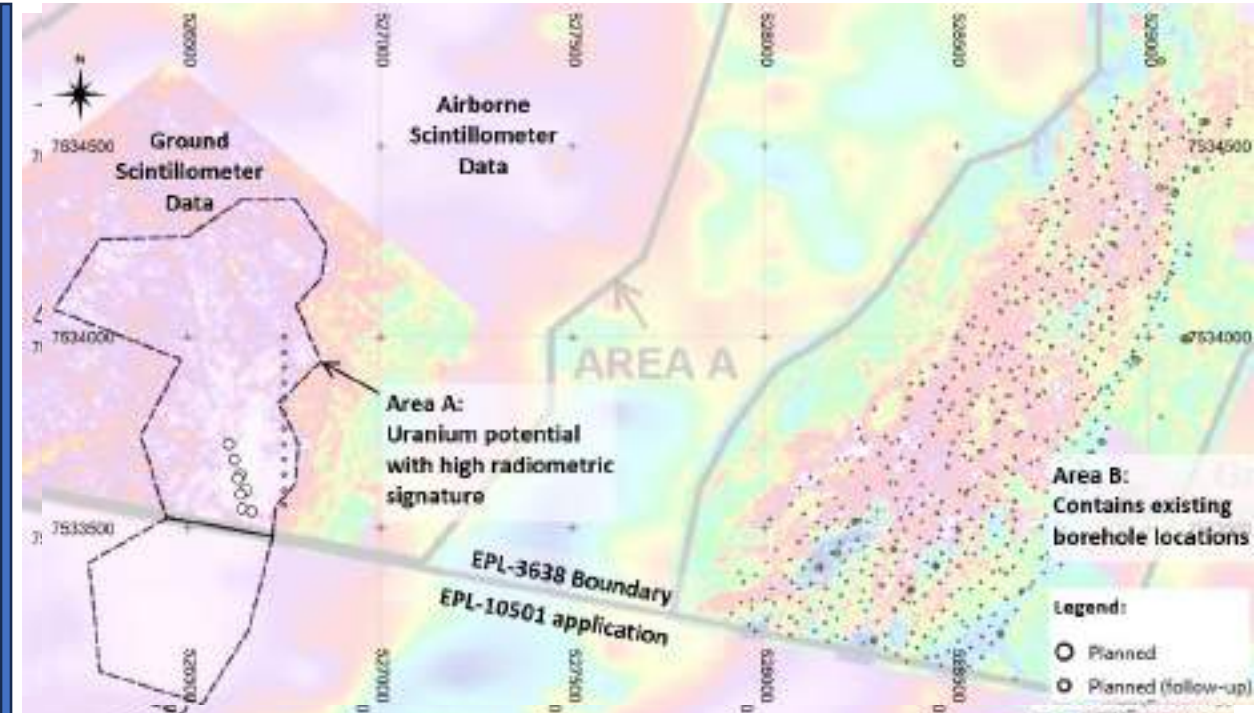
Namibplaas 2025 Exploration Drill Plan



Namibplaas Main (Target 1)

9,333m drilling, 44 boreholes
To upgrade bulk of 42Mlbs from inferred to indicated

- Improving drill spacing, and
- Add boreholes for both gamma and assay results

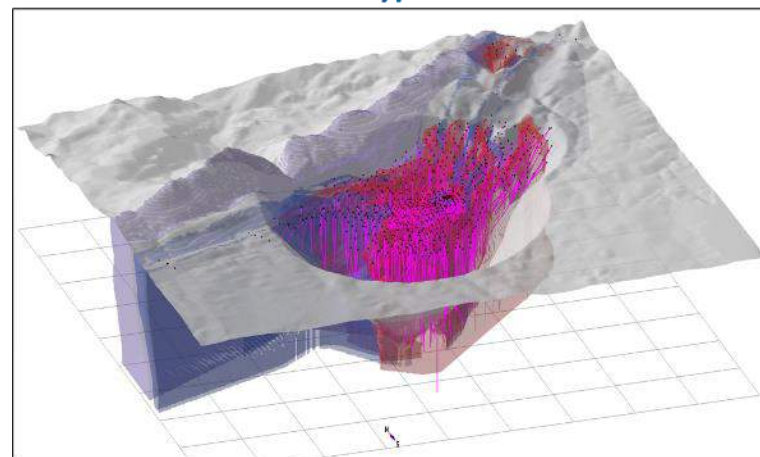


Namibplaas Area-A Target 2)

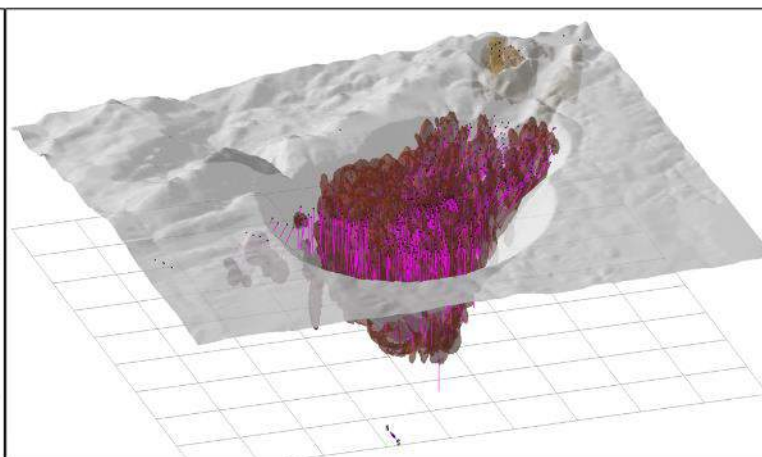
- 1,000m drilling, 8 boreholes
- Plan subject to land access

Uranium Resources - Namibplaas

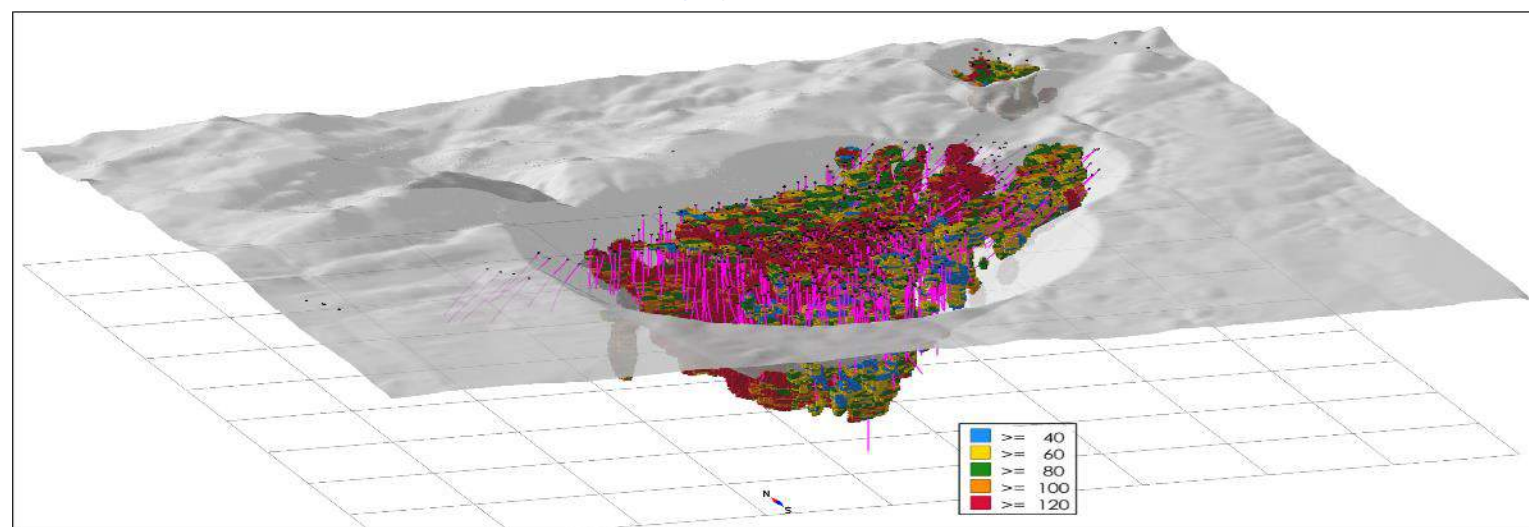
Rock Type Model



Mineralised Models



U₃O₈ Grade Model



Valencia Main + East Constrained Resources

VALENCIA EAST + VALENCIA MAIN DEPOSITS				
Classification Category	Cut-off (ppm U ₃ O ₈)	Tonnes (Mt)	Grade (ppm U ₃ O ₈)	U ₃ O ₈ Cont'd (Mlbs)
Measured	40	7.6	171	2.9
	60	7.6	172	2.9
	100	6.9	180	2.7
Indicated	40	144.2	134	42.5
	60	141.0	136	42.1
	100	100.1	157	34.7
Measured + Indicated	40	151.7	136	45.4
	60	148.5	137	45.0
	100	107.0	158	37.4
Inferred	40	5.8	120	1.5
	60	5.6	121	1.5
	100	3.4	145	1.1
Measured + Indicated + Inferred	40	157.5	135	46.9
	60	154.2	137	46.5
	100	110.5	158	38.5

Norasa Constrained Resources

NORASA TOTAL				
Classification Category	Cut-off (ppm U ₃ O ₈)	Tonnes (Mt)	Grade (ppm U ₃ O ₈)	U ₃ O ₈ Cont'd (Mlbs)
Measured	40	7.6	171	2.9
	60	7.6	172	2.9
	100	6.9	180	2.7
Indicated	40	144.2	134	42.5
	60	141.0	136	42.1
	100	100.1	157	34.7
Measured + Indicated	40	151.7	136	45.4
	60	148.5	137	45.0
	100	107.0	158	37.4
Inferred	40	223.0	86	42.4
	60	191.4	92	38.7
	100	56.1	123	15.2
Measured + Indicated + Inferred	40	374.8	106	87.8
	60	339.9	112	83.7
	100	163.1	146	52.6

Mine Process Overview

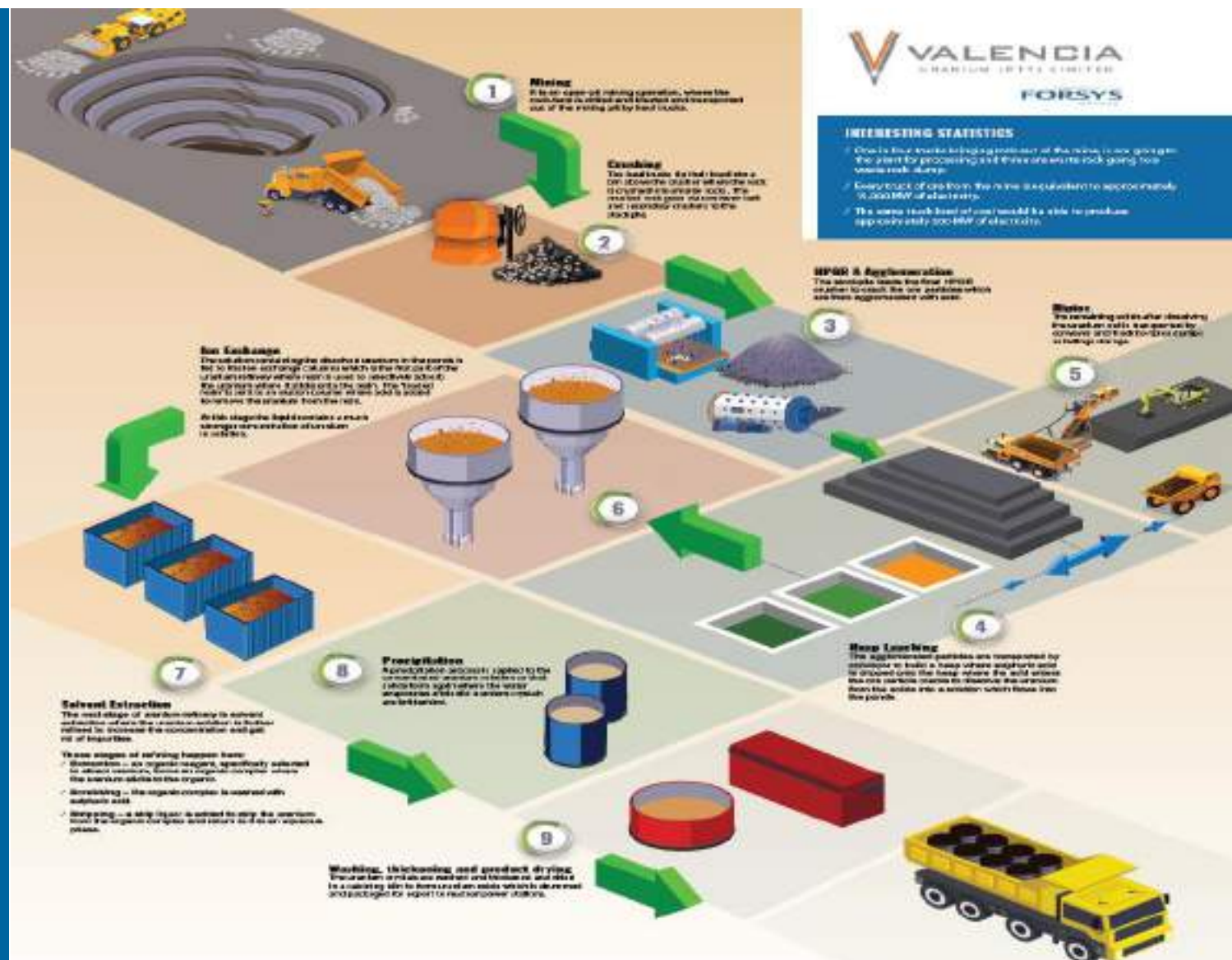
❖ Overview of the processing stages

❖ Inputs:

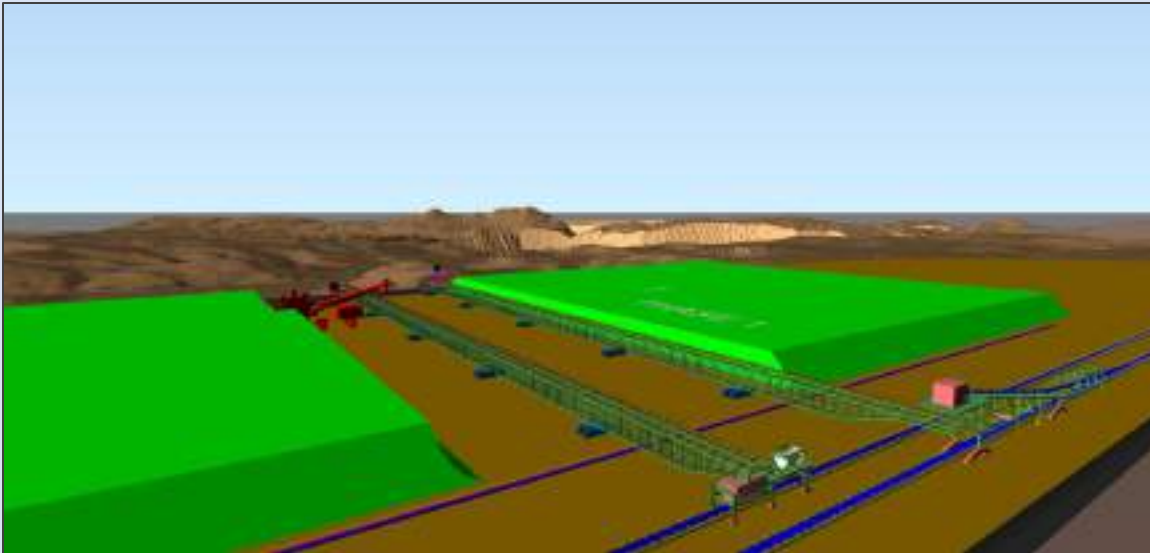


- Mined ore (> cut off grade)
- Reagents & consumables
- Utilities

❖ Outputs:

- Waste rock dumps (< cut off grade)
- Ripios – leach residue on storage dump
- Drummed U3O8 product



Mine Layout Design



New Technologies Can Reduce Capex/ Opex Spend


- Process change from tank leach to heap leach with following advantages:
 - ✓ Simpler flowsheet, more flexibility for complex ores
 - ✓ Suitable for lower feed grades
 - ✓ No milling, lower power demand
 - ✓ Lower Capex and Opex
- HPGR Crushing technologies enable optimised sizing of rock crush
- Ore sorting technologies which enables removal of ore below cut-of, increasing grade of ore to be processed
- Contractor mining with hybrid truck technologies
- Improved economies of scale to process both deposits through one process plant



Opportunity for Ore Sorting

Bulk Ore Sorting:

- Primary crushed RoM sorted into:
 - High U_3O_8 and low acid consuming ore
 - High U_3O_8 medium - high acid consuming ore
 - Medium - Low U_3O_8 and low acid consuming ore
 - Medium U_3O_8 high acid consuming ore

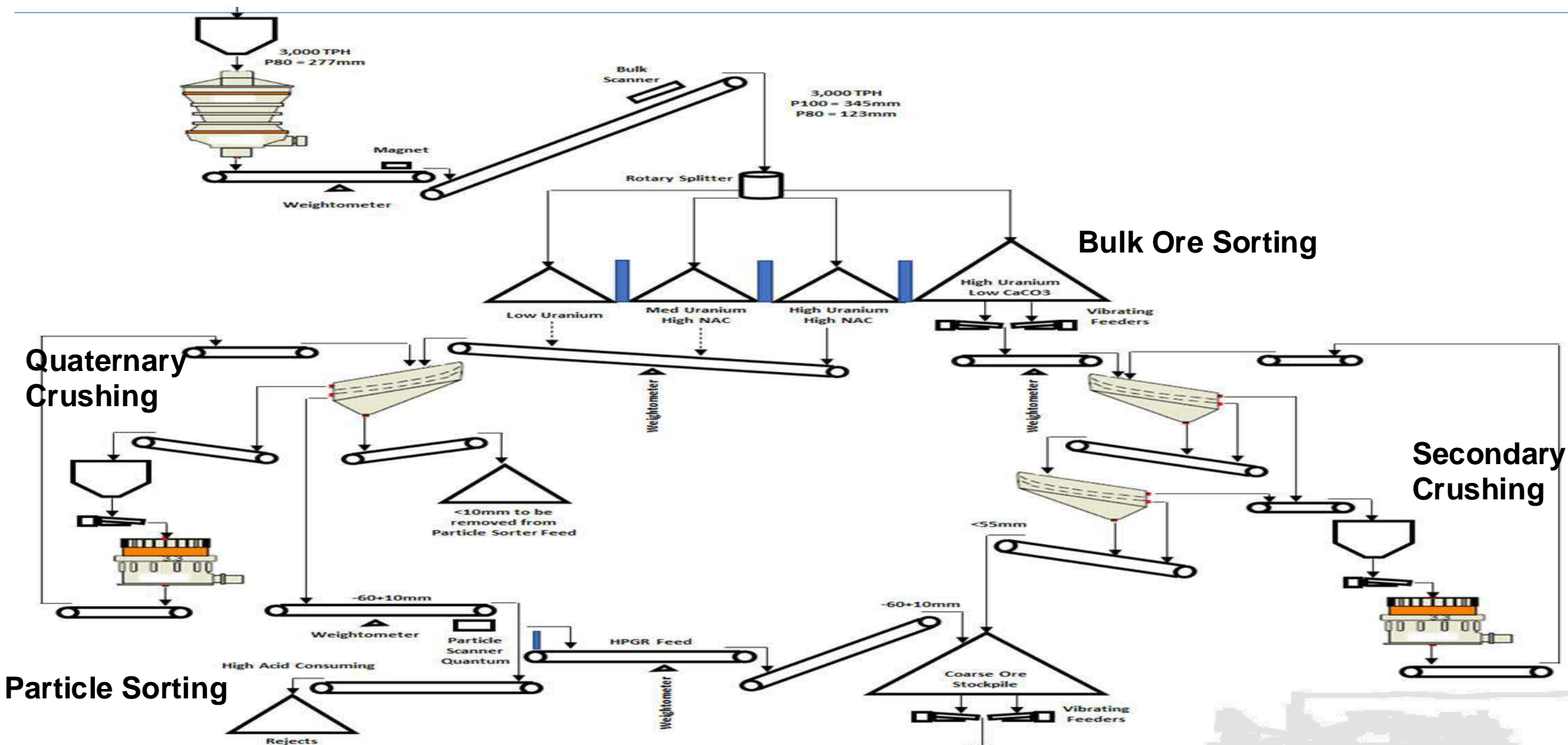


Particle (Mini) Sorter:

- Batch operated on “Off-grade” stockpiles at ± 120 t/h per sorter
 - Reclaimed Low-grade material crushed and screened to -60+10mm
 - <10mm removed from particle sorter feed
 - Medium & Low-grade ore sorted into:
 - HPGR feed (high U_3O_8 and low acid consuming ore)
 - Rejects (high acid consuming material)



Preliminary Sorter Flow Sheet



Norasa: Investment Credentials/Differentiators

- ❖ **Norasa in mining friendly jurisdiction - 3rd largest producer in world**
- ❖ **Project driven by experienced local team with ample uranium execution experience**
- ❖ **Valencia fully permitted with both Mining and Environmental permits approved**
- ❖ **Significant expansion opportunities for MRE from new drilling around both Valencia and Namiplaas sites**
- ❖ **Applied for new EPL adjacent to EPL 3638 Namibplaas, and explore obtaining additional**
- ❖ **Use of new technologies: hybrid mining, ore-sorting, HPGR, heap leaching**
- ❖ **Solar PV power holds 30% reduction in power costs**

KEY OBJECTIVES

UPDATED EXPANSION MRE

OPTIMISE CAPEX/OPEX

FINALISE MINE DESIGNS

REPORT PEA / NPV

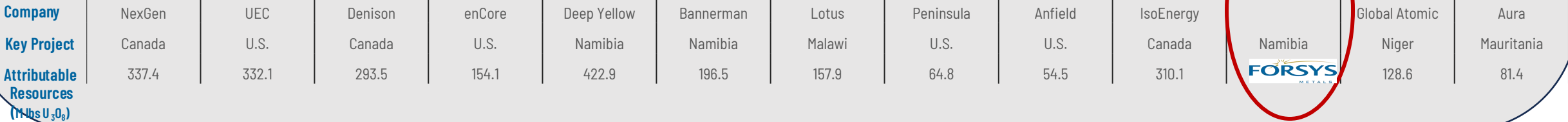
OBTAIN NEW EPLS & EXPLORE

APPLY NAMIBPLAAS ML

EV/Resource Multiples (US\$/lb U₃O₈) of Uranium Developers

Forsys is trading at only US\$0.98/lb U₃O₈, an 68% discount to the average of global uranium developers

Average EV/Resources = US\$3.03 /lb



Source: Company reports, S&P Cap IQ for market data as of January 16th, 2025



Contact Information

Richard Parkhouse | Investor Relations

- Email: info@forsysmetals.com
- Email: rparkhouse@forsysmetals.com

Board with over 180 years of mineral development & CM expertise



Martin Rowley, Chairman (since 2007)

- Over 40 years experience in mining projects globally
- Served as Director of Business Development (2007 to 2017) and CFO (1997 to 2007) of First Quantum Minerals Ltd.
- Non-Exec Chair of Galaxy Resources Limited from November 2013 to August 2021. Non-Exec Chair of Allkem Limited from August 2021 following the merger of Galaxy Resources Limited and Orocobre Limited



Jorge Estepa, Director (since 2015) & Corp Sec. (since 2004)

- Over 25 years experience with numerous Canadian publicly traded mineral resource companies in various senior roles (including Director) largely in investor relations and corporate development



Mark Frewin, CEO (since 2019) & Director (since 2005)

Over 35 years of legal experience (both in practice and corporate) with focus on mining sector transactions

- Head of Legal Affairs from June 2007 to June 2010; Partner at McCarthy Tétrault LLP from January 2006 to June 2013;
- Director, Caledonian Consultancy Ltd since June 2013 and Giyani Gold Corp 2012 – 2016. Chairman of Westbridge Energy 2012 – 2015



Knowledge R. Katti, Director (since 2024)

- Graduated from University of Namibia and completed articles with PWC
- Entrepreneur in mining, oil and health industries. Played instrumental role in attracting Shell upstream, Total, Galp Chevron, Exxon and Woodside into Namibia
- Currently Chairman of Custos Energy (Pty) Ltd (part of a consortium that drilled three oil wells off coast of Namibia in 2012)
- Previously was a Director with Kombat Copper Inc where he was instrumental in restoring the flooded mine and back into production
- key investor and Managing Director with Intaka Technology Namibia (Pty) Ltd which supplies Medical Oxygen to hospitals across Namibia.



Stefano Roma, Director (since 2025)

- Over 30 years of investing & trading experience (Head of Equity Trading at ABN-AMRO Milan; founded UK FCA regulated Leo Fund Manager Ltd hedge, private equity & activist funds; now manages own family office.
- Largest Forsys shareholder (managed and directed largest holding through various funds and trading Cos during past 15yrs)
- Holds a degree in economics from University La Sapienza in Rome where he attained the distinction known as *110 lode* and also a master's degree in financial markets from SDA Bocconi in Milan.

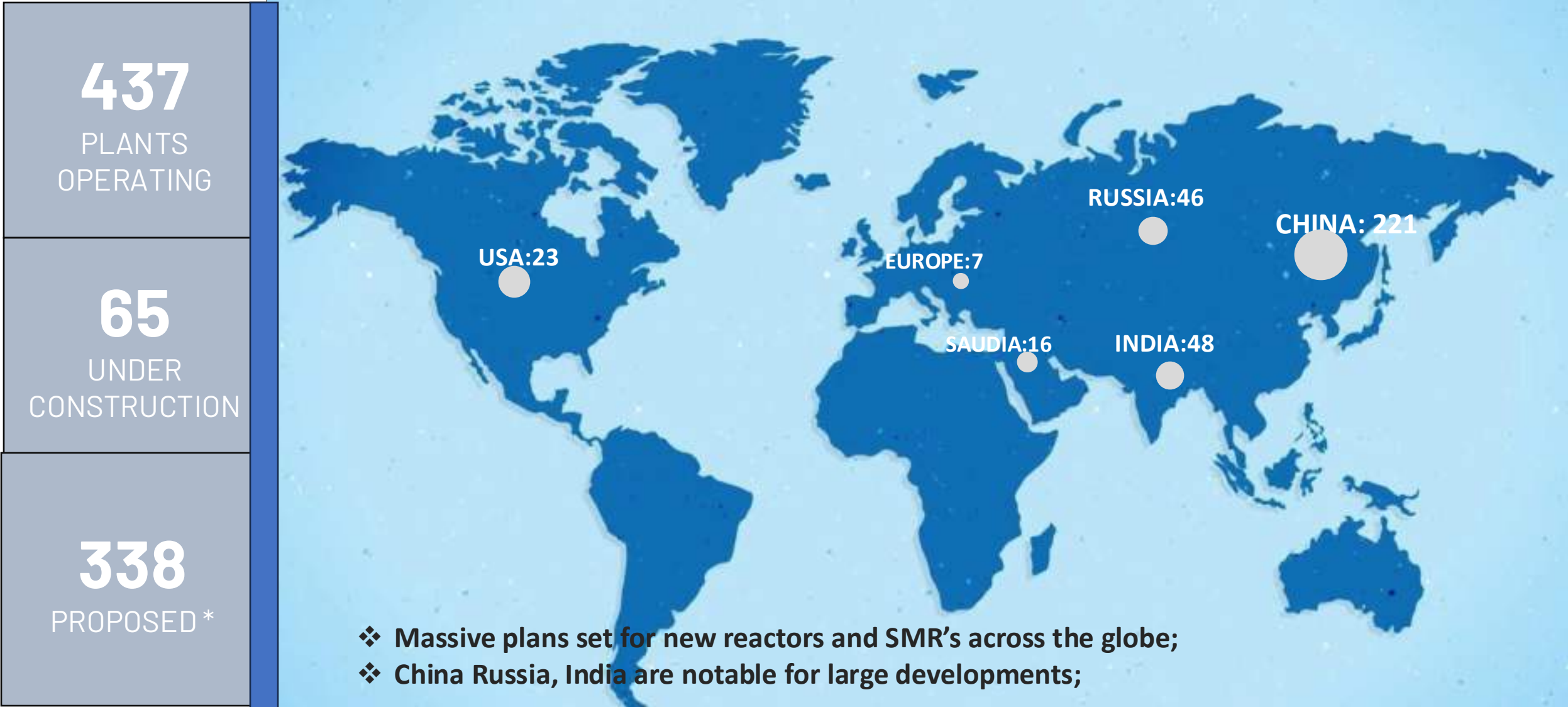


Pierfranco Malpenga, Director (since 2024)

- over 25 year's experience in Capital Markets and Finance as an Investment Manager and Advisor and held various roles as CIO and Member of the Investment Committee of asset management companies and family offices
- Worked for more than 8 years at Goldman Sachs in the Equity Division. He began his career at Mediobanca as a banker.
- holds a degree in Economics with 110/110 "cum laude" from Bocconi University, where he subsequently worked as a Researcher in the Public Finance Department.

Appendix 1: Uranium Market

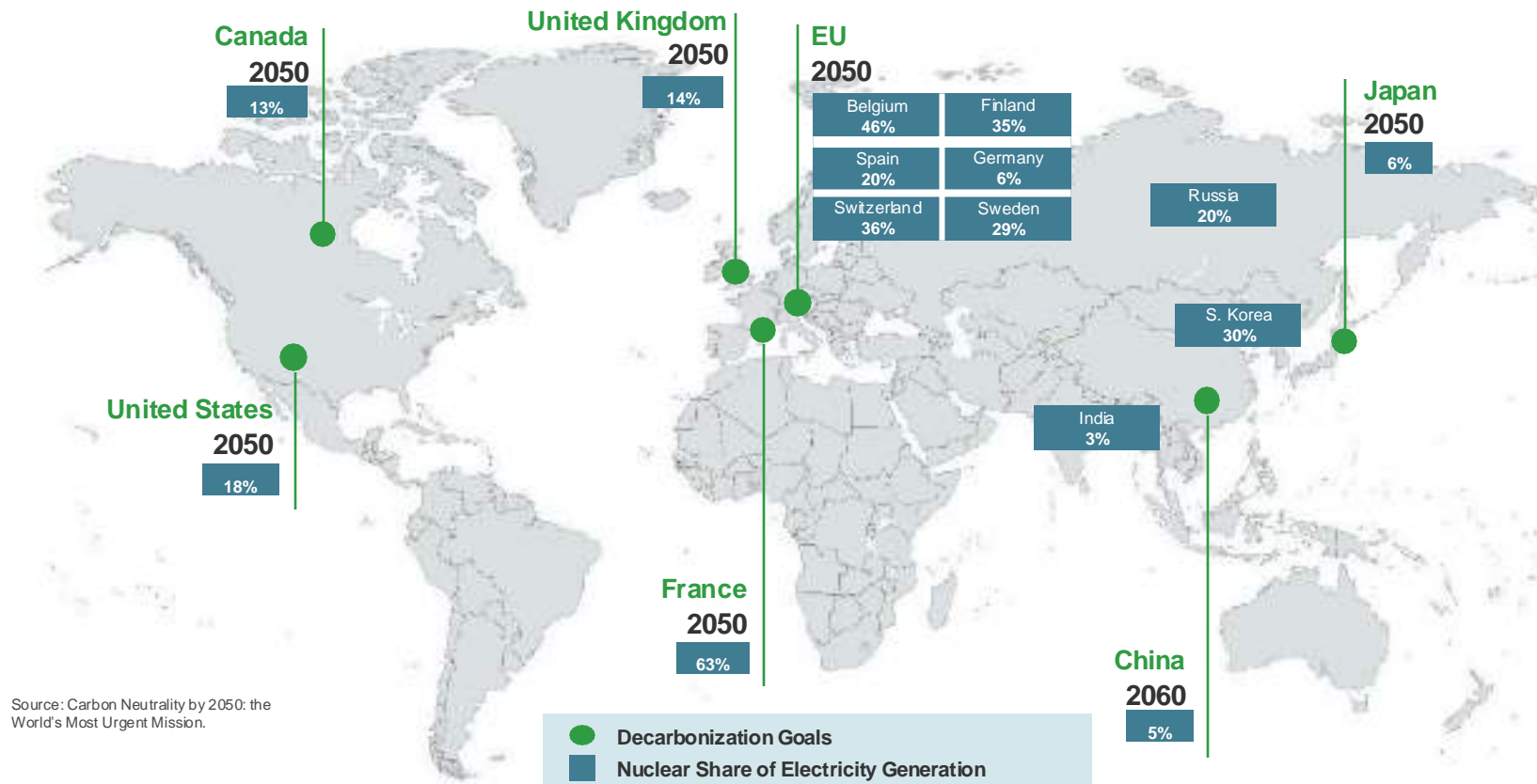
Significant Growth In Nuclear Plant Capacity by 2040



* Highest scenario WNA

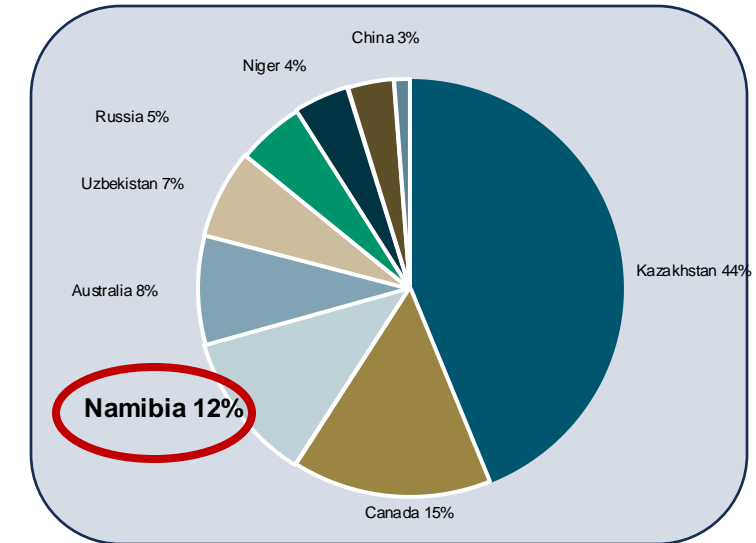
Global Net Zero Goals Align With Nuclear Growth

COP28 Net Zero Nuclear pledges triples nuclear capacity by 2050



- CO2 emissions need to fall by about 45% from 2010 levels by 2030 to reach net zero by 2050.
- 101 countries have set aggressive net-zero targets and dates for decarbonisation

Largest Uranium Producing Nations



- **Producers:** Rising uranium price is incentivizing miners to restart idle mines
- **Developers:** Renewed investor interest in the sector is helping to advance development
- **Explorers:** Incentivized to resume drilling to identify new uranium deposits

Appendix 2: Namibia Project Team

Experienced Project Team in Namibia



Pine van Wyk | Project Leader- Norasa Uranium

- Qualified Metallurgical Engineer with over 25 years project experience in African mining industry in Senior Operational, Exco Management and Directorship roles with AngloGold, Rio Tinto, Paladin Energy, Gecko Group, Celsius Resources (ASX-listed) and Namibia Critical Metals (TSX-listed)
- Lead project roles driving exploration projects into production, including Langer Heinrich Mine (Uranium) in 2005; Cape Cross (Salt) in 2011 and Okanjande (Graphite) in 2016.
- Significant experience with Juniors managing feasibility studies and raising capital to advance projects across commodities including Uranium, Cobalt, Graphite, Copper, Tantalum, Niobium, Fluorspar, Salt and Rare Earths.
- Established Stewardship Group in 2018 providing mining industry with drilling, engineering, construction and project consulting services.
- Pine holds a degree in Business Management and an MBA in Project Management



Peter Christians | Mining consultant, Owners team

- Mining engineer with over 36 years operational, technical, and managerial experience in commodities in Africa, North America, Australia, and Russia.
- Specialist in open pit mine design, planning and production in uranium, copper, gold, diamonds projects with DFS & development expertise.
- Extensive experience with mine planning software and qualified competent person under the Australian Institute of Mining and Metallurgy.
- Previously general manager for 3 years at Weatherly PLC's Tschudi Copper Mine in Namibia and served as director of the Namibian entity. In early 2019 he joined Qubeka Mining Consultants CC as an associate mining engineer.



Barbara Mulcahy, Lead process Engineer, Owners Team

- Process engineering consultant with over 27 years experience in multi-disciplinary Metallurgical Projects, incl research, design and owner's team.
- Holds Bachelor Chemical Engineering degree and GDE in Extractive Metallurgy.
- Registered Pr.Eng with ECSA and C.Eng MIEI at Engineers Ireland.
- Started her career at Mintek in South Africa, worked at Hatch as design engineer and Director at Metallicon Process Consulting.



Jacques van der Merwe, Process Engineer, Owners Team

- Process engineering consultant with 40 years experience in process metallurgy, process design and project management.
- Holds a National Diploma in Metallurgical Engineering



Oliver Krappmann | Geologist and EIA consultant, Owners Team

- Geologist (MSc) with 30 years expertise in mining, mineral exploration, project administration and management for many projects and over a wide range of mineral commodities;
- Proven track record in management of Environmental Impact Assessments and environmental specialist assignments
- Comprehensive expertise with practical know-how in project management for mineral ventures

Experienced Project Team in Namibia



Carren van Wyk | Finance Manager, Owners Team

- Postgraduate Diploma in Management: Financial Accounting (UCT)
- Over 18 years experience in Finance
- Skills: Integral Coaching, IFRS Compliance, Tax Compliance, Auditing, Internal Controls, Financial Models
- Industries: Mining, Logistics, Fishing
- Experience working with listed Companies at a Group level and has also recently qualified as an Integral Coach.



Hafeni Hiveluah | EPL/ ML Administrator

- Geoscientist with over 21 years of experience in multiple leading mining companies in SA & Namibia, Ongopolo Mining and Processing Ltd, Debmarine Namibia, Namdeb, Weatherley Plc, Pioneer Energy & Mineral Resources as well as the Ministry of Mines and Energy with exploration and mining experience in uranium, base metals, Oil, diamonds and and copper.
- Lead geosciences consultant and founder at Hiveluah Consult since 2013, providing MRM and license management services
- Holds B.Sc. from University of Western Cape and Geology (Hons) from Rhodes University in 1998
- COO of Alpha Petroleum (PTY) Ltd overseeing offshore mining implementation



Renée van den Berg | Project Controls & Financial Modelling, Owners Team

- Mechanical engineer (B.Eng, M.Eng, MBA) with over 17 years experience in engineering, projects and finance.
- Skills: Feasibility Studies, Financial Modelling, Project Valuations, Project Controls, Risk Assessment, Techno-Economic Modelling, Project Engineer
- Industries: Power, Mining, Property, Construction, Desalination
- Experience with design & feasibility studies for gas, coal, cogeneration and nuclear (PBMR) power plants in South Africa. Business studies with combined engineering and financial skills to develop financial models and business cases for new mining and infrastructure projects. Works independent and focuses on financial modelling, project controls and valuations.



Koos Calitz | Project Engineer, Owners Team

- Project engineering consultant with more than 30 years of experience in mining, infrastructure, and education in Namibia and South Africa. Held Exco, Manco, and Owners Team roles in both operational and new mining projects.
- Extensive project management experience through direct involvement and successful deliverables in the construction of three new Namibian mines, i.e. Skorpion Zinc, Langer Heinrich Uranium, and Husab Uranium Mine.
- Professional mechanical engineer with an advanced diploma in secondary education. He values significance above success and has a passion to unlock potential in multi-cultural teams.

Project core team has +200 years of experience in Mining